

The Valley Flourishes

SAN FERNANDO VALLEY REGIONAL • SOCIETY FOR CALLIGRAPHY



WINTER NEWSLETTER 2023



MESSAGE FROM OUR SFV REGIONAL PRESIDENT CARRIE IMAI

Well, Winter has finally arrived with cooler temps but still retaining our beautiful California sunny skies. I've been busy planning for our 17th Annual Letters California Style Conference 2024. Imagine – 17 years! This year's conference was such a joyous occasion. It was a wonderful, warm reunion of old and new friends after a long separation. The hugs were great! At this point, we are fully registered, but if you'd like to come, you can send your \$50 (made out to SfC) and send to Lona Lee, our registrar. This will put you on our wait list and most of our waitlist folks get in.

Holiday Artwork L-R: Betty Decker, Sylvia Kowal, Karin Gable, Sylvia Kowal, Lona Lee

INKWELL - MESSAGE FROM CARRIE IMAI & CAMP CHEERIO EVENT

I spent a wonderful week in the mountains of North Carolina at Cheerio with Barb Close and Sylvia Kowal. In all three of our long calligraphic careers, none of us had been to Cheerio! It's a camp for children, but in the fall, when the children are in school, Joyce Teta holds calligraphy workshops with some of the best calligraphy teachers and Cheerio has run for 40 years! It's idyllic.



The teachers for our week were Anne Cowie and David Chang and the subject was "Mark-Making". I've been making marks for years, but this was different. There would be no "lettering". The marks would stand alone. Took me some time not to leave room for the calligraphy. My marks seemed to need words.

But abstract lettering CAN be a mark!
My artwork to the right ➡



INKWELL A VISIT WITH PETER THORNTON & SHERRI THORNTON



While I was on that side of the world, I went to Atlanta to visit friends and also went to Tennessee to visit with Peter and Sherri Thornton. They live in a beautiful home in the woods in Cleveland, Tennessee. We had a wonderful visit and they are both doing well.



I hope you are all doing well and being creative! Love, Carrie

INKWELL - SFV HOLIDAY PARTY

We would love to see you all at the San Fernando Valley Regional Group Holiday Party.
Don't forget to RSVP to Carrie so that our wonderful hostess can get the catering order in on time.



HOLIDAY

party

JOIN US FOR OUR ANNUAL HOLIDAY PARTY
& GIFT EXCHANGE

Lets Mingle & Jingle

SUNDAY, DECEMBER 10, 2023
11:00AM - 2:00PM

HOSTED BY
THE SAN FERNANDO VALLEY REGIONAL
AT THE HOME OF CARRIE IMAI

10636 BOTHWELL ROAD
CHATSWORTH, CA 91311
(818) 388-6717



*A delicious lunch will be served.
Please bring a gift up to the value of
\$20 for our artful gift exchange.*

RSVP BY DECEMBER 7, 2023
CARRIE@CARRIEDESIGNS.COM

INKWELL - WORKSHOP REVIEW

ROXANNE GLASER - HOLIDAY CARDS

Workshop reflections from MINA CHOKSI

The first time I took Roxanne's class was *Drawn to Gratitude* in the Spring, it was a very unusual experience. Being a yoga teacher, Roxanne starts off with a few quick upper body stretches. The stretching relieves the ever strained neck muscles for the energy flow into creativity.

I'm one of those artists who overthinks before I apply the paint to the paper and that sometimes results into not getting anything accomplished but with Roxanne's workshops it's an instant gratification by getting results without the stress of time. Roxanne's workshops are like taking a field trip, or taking your brain on a vacation.

My special thanks to Roxanne for teaching the glazing techniques to get the stained glass effect which is so easy and beautiful but very effective. Intuitive Calligraphy connects you with your Soul and helps to calm ourselves.



Mina Choksi



Betty Decker

©karin gable

INKWELL - WORKSHOP GALLERY




Lona Lee





Karin Gable

INKWELL - WORKSHOP GALLERY



Bauble and Wreath Art by Sylvia Kowal



Mina Choksi



INKWELL - WORKSHOP REVIEW

Amongst the Blooms WITH CONNIE FURGASON

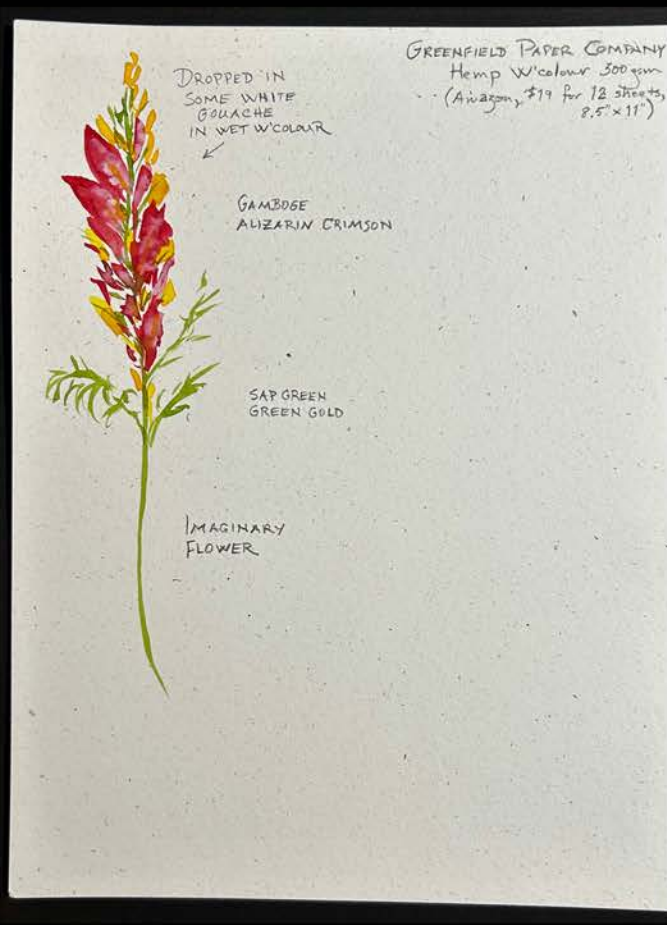
What a joy is Connie Furgason. She paints with abandon but with intuition. The best thing about Connie is that she knows how to impart her knowledge of color, form and technique to her students. And she does that generously.

Connie took us through a series of exercises using a flat brush, her favorite for painting flowers. She showed us petal shapes for various flowers – roses, hollyhocks, chrysanthemums, sunflowers. We used the sharp edge of our square brushes for the thin strokes and squished them down for the petal strokes. She also adds a brush manipulation to get the heavy part of the strokes. With this technique we could create many varied shaped leaves and petals. We used wet-in-wet watercolor techniques to create depth and shadow on our flowers. She works very wet so the strokes stay wet for a while so that she can add deep colors at the base or throat of petals to add dimension.

She uses Winsor-Newton, Daniel Smith and Holbein watercolors and good-quality flat brushes. She has several watercolor palettes she paints with. But we used a simple palette of warm and cool yellows, reds, pinks and greens.

She gave us enough material, techniques and ideas to last several years. Thanks Connie for showing us how to relax and have fun with our painting.

Tess Vonfeldt-Gross



INKWELL - WORKSHOP GALLERY

Rives BFK 250 gsm (reverse side)
no bleed-through

Turned this one
into a peony
(or chrysanthemum)



D. Smith
Opera Pink

Cotman (wet N)
Raw Sienna



Wet N Perma.
White Gouache
dropped in...

Watery D.S.
Opera Pink



Tess Vonfeldt-Gross



Carrie Imai



Hollyhocks by Jann Marks

INKWELL - WORKSHOP GALLERY



Virginia Farr-Jones



Jann Marks

INKWELL - WORKSHOP REVIEW - Barbara Close



It is always fun learning from Barbara Close and her Adventures in Creativity workshop was no exception. On August 10th and 17th many of us gathered to learn so many ways we could be creative with our calligraphy.

We started writing on a curve and learned how we could embellish it with additional lines and color. We then moved on to creating abstract letters, making expressive color bands in a block with watercolor, writing words and making the letters touch, using chalk and removing certain areas of our text with an eraser, tearing paper shapes to create edges then adding chalk and much more.

Two pieces of advice I learned on layout from Barbara is to make sure you have a large, medium and small elements in your piece and when stacking to divide your piece into thirds. I have found these two suggestions can really make a difference on how pleasing your layout will be to your eye.

This workshop really got my creative juices running.
I highly recommend any class from Barbara Close.

ELLIE HATTORI



Ellie Hattori

JONOVACHEN




Try to be Positive
TRY it AGAIN

AND AGAIN

Annie Lawrence




Kathy Barker



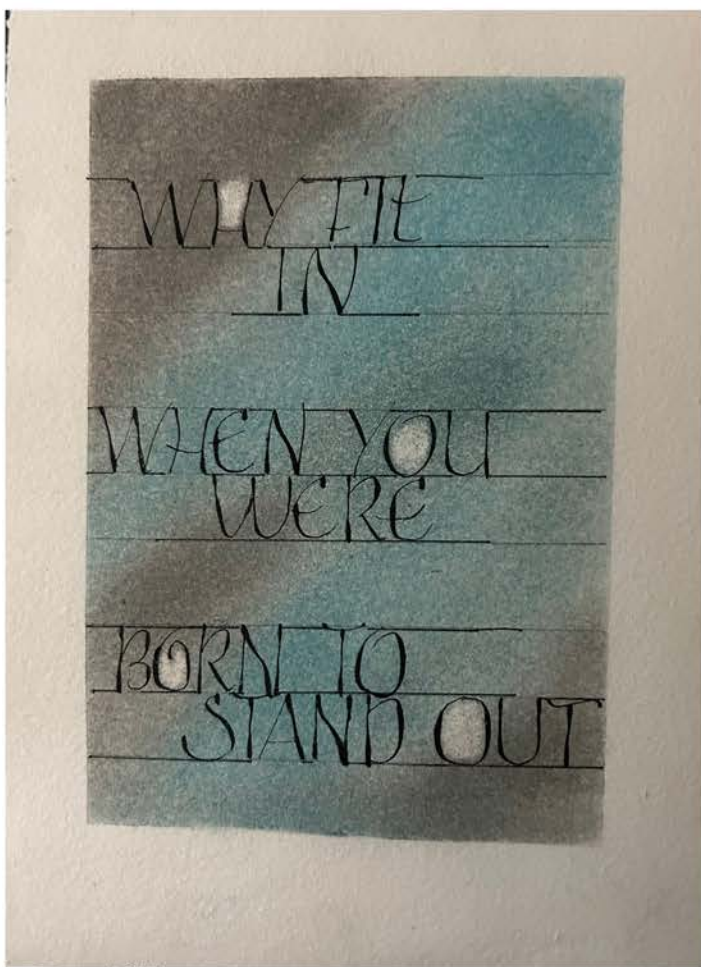
Ellie Hattori

Ellie 2023

INKWELL - WORKSHOP GALLERY



Julie Gray



Linda Elder

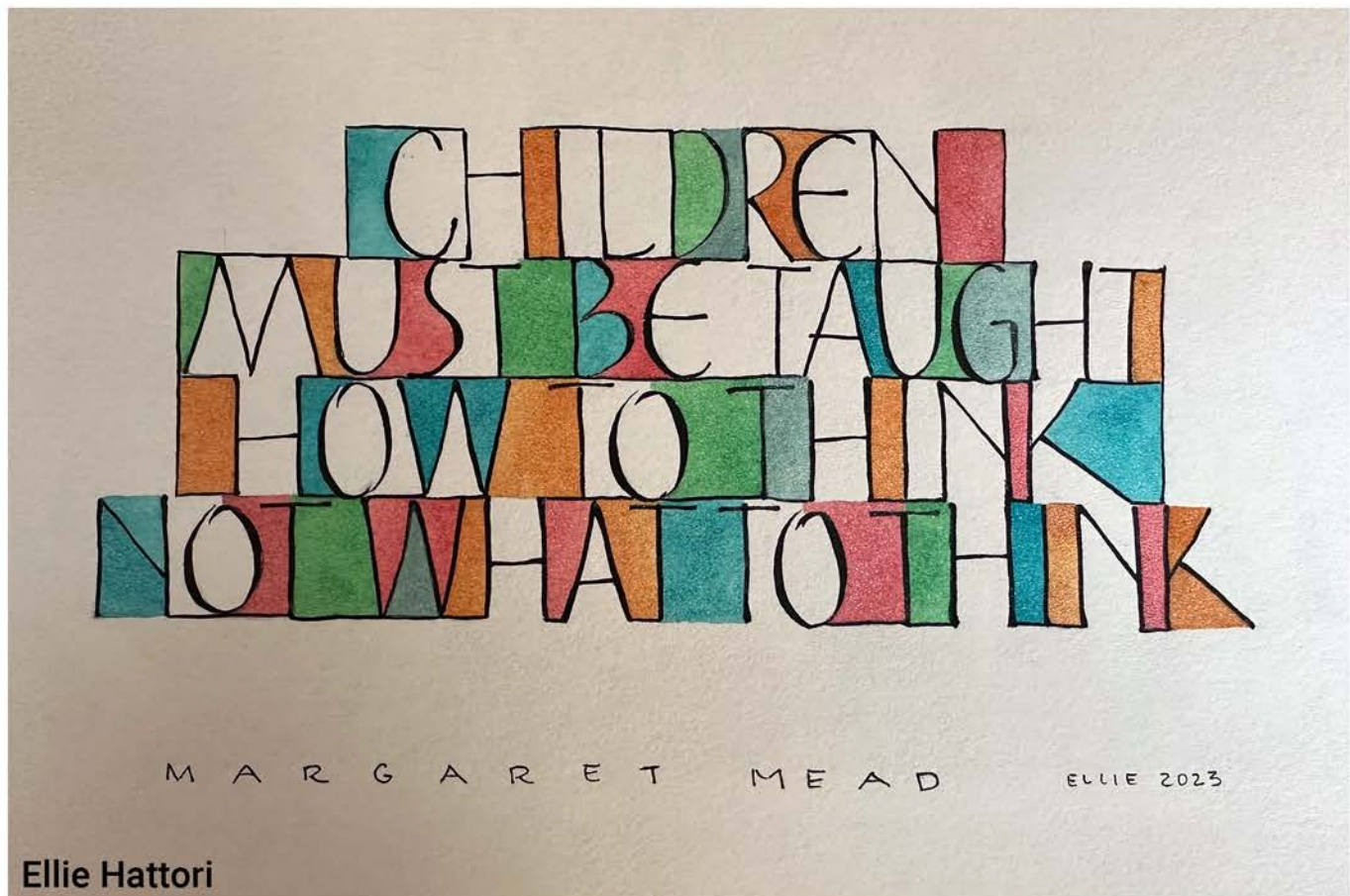


Carrie Imai

INKWELL - WORKSHOP GALLERY



Yvonne Perez-Collins



Ellie Hattori

This is an article written by Abby Kim, my 16-year old student, who started calligraphy with me several years ago. She is the recipient of the San Fernando Valley Regional scholarship to Letters 2024 - so deserving!

Carrie Imai

The Stanford Daily

<https://stanforddaily.com/2023/09/27/the-art-of-mindful-writing-how-calligraphy-can-nurture-mental-wellness-and-improve-emotional-balance/>

The Grind

The art of mindful writing: Calligraphy nurtures mental wellness

Calligraphy provides a helpful way to escape for students who struggle with anxiety, and a beautiful way to express thoughts on paper.

By Abigail Kim
September 27, 2023

Amid the stress of juggling school, extracurriculars and relationships, a perhaps surprising — but scientifically endorsed — outlet is calligraphy, an art that can stimulate the brain and improve cognitive function.

Calligraphy is the visual art of handwriting with either a pen, ink brush or other utensil and requires focus on not just what you're writing, but *how* you are writing. "It connects your mind with your body, with the actual moment," artist and calligrapher Ann Miller '64 said. "If you press too hard, you go through the paper. If you load the pen too much, it flows over, unless you take certain steps. So there's all these things about how to handle reality and your own body at the same time."

Students that struggle with anxiety can use calligraphy as a way to escape, and to focus on something that requires living in the moment. "Writing characters using brush and ink in a quiet space while smelling ink and feeling the texture of special paper will give [students] time and space to slow down, be away from busy life and just focus on their mind," Japanese language professor Momoe Saito Fu said. "I believe, in this sense, calligraphy could have a self-discipline effect as well as improving mental health."

"You kind of forget all those kinds of competition," Chinese calligraphy professor Huazhi Wang said. "You forget that kind of missing out... and you start to concentrate on something peaceful, artistic and beautiful."

Fu has observed the positive impact calligraphy can hold on students' lives firsthand. "I have noticed that most students attended all the classes, and they mentioned that they were looking forward to coming to this class every week," Fu said. "Students seem to simply enjoy calligraphy because it is not a mandatory class. They take it out of their curiosity and for true pleasure."

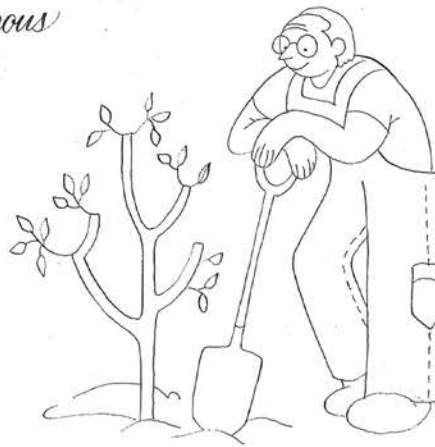
INKWELL - ABIGAIL KIM

This pleasure can transcend beyond the classroom, providing a space for calligraphers to express their thoughts and feelings on paper. "I've always liked to talk and explain things, and not everyone likes to have a talker around. I like to get my thoughts on the page, and just putting the good thoughts together, whatever they are, is satisfying. It's personally satisfying to get your written voice going and find places to put it," said Miller.

Wang echoed Miller — "When you practice calligraphy, it's sort of like meditation," she said. "We all know the benefit of meditation to our physical and mental health, right? So I think the direct benefit for mental health is that it's a form of meditation. And also, in a way, it's a diversion from your everyday very intense work and studying tasks."

*"A society grows great when old
men plant trees whose shade they know
they shall never sit in."*

Anonymous



*The Lord is my shepherd, I shall not be in want. He
makes me lie down in green pastures, he leads me beside quiet
waters, he restores my soul. He guides me in paths of righteo-
usness for his name's sake. Even though I walk through the
valley of the shadow of death, I will fear no evil, for you
are with me; your rod and your staff, they comfort me. You
prepare a table before me in the presence of my enemies. You
anoint my head with oil; my cup overflows. Surely goodness
and love will follow me all the days of my life, and I will
dwell in the house of the Lord forever.*

Psalms 23

INKWELL - PAPER MAKING IN ITALY

VIRGINIA FARR-JONES



Museo della Carta
AMALFI

My husband and I had a fabulous trip to Europe in September. The anticipated visit to Pompeii and Herculaneum in Italy was certainly one of those “bucket list” dream experiences that truly lived up to my expectations. However an unplanned and unexpected outing to the medieval paper making mill in the town of Amalfi was quite a treat for a calligrapher and bookbinder!

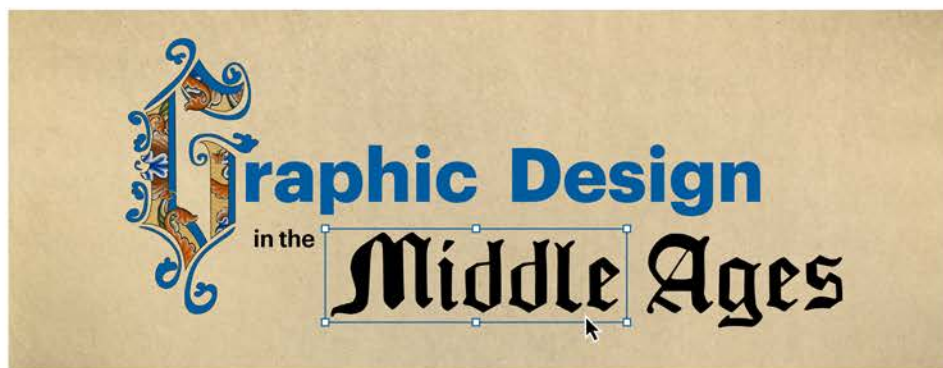
In medieval times the Duchy of Amalfi supported about 60 paper making mills and 18 in Amalfi alone. The old mill machinery is powered by the forceful stream from the Canneto river flowing through the steep valley. The ancient mill became a museum in 1969.

The Amalfi paper is called ‘Bambagina’, made from waste cotton, linen, hemp and jute.

Stephen dips the wire mesh screen into the vat to gather the pulp which is then rolled onto the wool felt drying sheet (pontoon). The paper will then be pressed between two felt sheets.



INKLINGS AROUND TOWN & ONLINE



GETTY MUSEUM

GRAPHIC DESIGN IN THE MIDDLE AGES

UNTIL JANUARY 28, 2024

NORTON SIMON MUSEUM

WORD AS IMAGE

UNTIL FEBRUARY 5, 2024

Rafael Canogar (Spanish, b. 1935)
The Earth 14, 1969

Liubov Popova (Russian, 1889–1924)
The Traveler, 1915



Spanning the comical to the political to the conceptual, Word as Image calls our attention to how we are constantly “reading the image” in and out of museum spaces. As such, artists challenge us to consider language and image anew, by positioning words as an essential part of visual culture.

The Society of Scribes & Illuminators

www.calligraphyonline.org/lay-members-exhibition-2023/

Lay Members' Exhibition 2023

Exhibition of Lay Members work and we are delighted to be able to present the entries in the following slide show, with comments written by Tanja Bolenz FSSI.

INKLINGS - CONFERENCES

2024 INTERNATIONAL CALLIGRAPHY & LETTERING ARTS CONFERENCE


Davenport, Iowa

JUNE 22 - 29, 2024

www.calligraphyconference.org



FOCUS ON
BOOK ARTS
2024



FOCUS ON BOOK ARTS CONFERENCE (FOBA)

Western Oregon University
Mounmouth, Oregon

JUNE 26 - 30, 2024

www.focusonbookarts.org

FEBRUARY 16-19, 2024
KELLOG WEST CONFERENCE
CENTER & LODGE
Cal Poly Pomona, Pomona

Society for Calligraphy, Southern California
17th Annual Member's Conference



INKWELL - WINTER 2023

SAN FERNANDO VALLEY BOARD MEMBERS

PRESIDENT:	Carrie Imai
SECRETARY:	Sylvia Kowal
TREASURER:	Suzanne Bassani
NEWSLETTER & ONLINE COORDINATOR:	Virginia Farr-Jones
BOARD MEMBER:	Jann Marks
BOARD MEMBER:	Ilana Tauber
BOARD MEMBER:	Hedy Harris
BOARD MEMBER:	Bette Griffith
SFV Masthead Design:	Anne Batten



If you would like to register and be placed on the waitlist for Letters 2024, send your check made out to SfC to the Registrar- Lona Lee, 2050 Lomita Park Place, Lomita, CA 90717

We Need You!

Virginia Farr-Jones creates our wonderful newsletters.

But she needs you to help her!

Please send her your work, things you've done from workshops, class/book reviews, anything that would be of interest to our members.

Email to: virginiafarrjones@gmail.com

BOOKbinding CLUB

Look out for information in the spring on our new informal bookbinding gathering.
