

The background of the newsletter is a watercolor-style illustration. It features large, expressive brushstrokes in shades of orange, red, and black. The top left has a solid black rectangle containing the 'Orange Ink' logo in white script. The top right has the date and title in white script. The bottom right features a red ink sketch of a pair of glasses. The overall aesthetic is artistic and hand-drawn.

Orange Ink

*April 2024
Newsletter*

APRIL WORKSHOP:

“The Magic of the Parallel Pen”
with Suzie Beringer

April 6 and 7, 2024 on Zoom
10 a.m. to 1 p.m. both days

Cost: \$60

Limit: 25 participants

SfC Membership is required.

TO REGISTER: Sign up with Kathy Sanchez
(kathrynsanchez2@gmail.com)

Supply list and Zoom link will be sent
upon receipt of registration and payment.

Orange Ink Logo
by Julie Gray

April Workshop

The Magic of the Parallel Pen ...Beyond Letters! with Suzie Beringer



In this workshop we will be looking at the Pilot Parallel Pen and the many possibilities the pen enables you to create. Suzie would like to share with you some great design ideas. Not only will you be looking at creating different borders, but you will be shown how to manipulate this pen to create beautiful foliage as well as other endless designs. We will also be doing some unique color mixing. This will be a fun and insightful workshop ... be prepared to walk away loving your Parallel Pen and its amazing flexibility!



Happy Easter



Kerry Hedley



"Our spring has come at last, with soft laughter of April suns and shadow of April showers." By now, we should be adjusted to Daylight Savings Time. Being able to take evening walks in sunlight is a welcomed trend.

I would like to thank each and every one of you who have sent me encouraging well wishes. I am on the mend and ready to conquer my new, forever, low-fat diet! I am also still enjoying the wonderful memories from the 17th Letters California Style conference experience. I didn't get a chance to properly thank each calligrapher who entered a piece for the Participants' Exhibit. What wonderful examples of everyone's love of the written hand! "Thank you."

It is now time for the Orange County Society for Calligraphy's bi-annual workshop. April 6 and 7 brings us the talented calligrapher and artist, Suzie Beringer. Those who can attend the workshop are in for a real treat. Keep reading this Orange Ink (produced by our own Joan Bechtel) for more information.

Chris Ewen
OCSfC President

Chris's desk
at Letters
California
Style.



SfC'S 50th Anniversary Celebration

In Honor of our 50th Anniversary
The Society for Calligraphy presents



Our Non-Juried Exhibition will take place
October 24, 2024 through February 16, 2025

Sam and Alfreda Maloof
Foundation
for
Arts and Crafts

5131 Carnelian Street,
Alta Loma, CA 91701

OPENING RECEPTION
October 26, 2024
2:00-4:00 PM

Exhibition Viewing
Hours
12:00-2:00 PM

OCTOBER 24, 2024 - FEBRUARY 16, 2025

Sam and Alfreda Maloof Museum for the Arts & Crafts
5131 Carnelian St, Alta Loma, CA 91701
malooffoundation.org

OPENING RECEPTION - October 26, 2024 2:00-4:00 pm

Society for Calligraphy of southern California is celebrating their 50th Anniversary.

Our exhibit at the Maloof is part of our celebration of several activities. Demonstrations will be occurring during the opening reception

The Society for Calligraphy is a non profit organization that promotes the study, teaching and practice of calligraphy and related disciplines. It also encourages the exchanges of ideas through speakers, program meetings, workshops, its journal, annual retreat and regional groups.



SfC'S 50th Anniversary Celebration

CALL FOR EXHIBIT ENTRIES

ELIGIBILITY

Participation is open to current SfC members only. All entries must be original works of art. Submissions are limited to two pieces for each member.

SPECIFICATIONS

Artwork must be ready to hang, e.g., framed with picture wire and eye hooks. There is no limitation on size of artwork. 3D pieces, such as artists' books, are eligible and will be displayed in cases.

FEES

There is a participation fee of \$15 for one piece and \$25 for two pieces to help defray the cost of art installation, reception, publicity for the exhibit, etc., and 20% of sales of artwork will go to the Maloof. If writing a check, e-mail Caroline Arakaki at ExhibitsCA@societyforcalligraphy.org for mailing address. Make check to Society for Calligraphy, with SfC Exhibit 2024 on the memo line.

DELIVERY OF WORK

October 7-9; call for appointment
Melanie Swezejy-Cleaves, Associate Director
Sam and Alfreda Maloof Foundation for Arts & Crafts
5131 Carnelian Street, Alta Loma, Ca 91701
General Information: (909) 980-0412, e-mail: info@malooffoundation.org

OPENING RECEPTION

Saturday, October 26

EXHIBIT DATES

October 24, 2024 through February 16, 2025
Exhibit Days: Fridays and Saturdays
Gallery Hours: 12 to 2 p.m.

Continued on the next page.

SfC'S 50th Anniversary Celebration

CALL FOR EXHIBIT ENTRIES (continued)

RETRIEVAL OF ARTWORK

Tuesday, February 18, 2025, between 12 and 4 p.m. (appointment required)
Contact: Melanie Swezey-Cleaves, Associate Director, Maloof Foundation
General Information: (909) 980-0412, e-mail: info@malooffoundation.org

EXHIBIT CO-CHAIRS

Barbara Close: exhibitsBC@societyforcalligraphy.org
Caroline Arakaki: exhibitsCA@societyforcalligraphy.org

Demonstrations will be held at the opening reception and throughout the duration of the exhibit.

CATALOG

We would like to create a catalog of the art pieces in the museum. We will need your information by October 1, 2024.

Please submit a photo of your art and e-mail it to Barbara Close at exhibitsBC@societyforcalligraphy.org with the following information (you can also enter online as part of registration):

Title of Work
Size of Art—width x height
Medium
Sale Price or NFS (Not for Sale)
Contact Phone Number
E-mail address

Also: Please attach this information to the back of your piece that goes to Maloof. You can use the "tear-off" on the Call for Entries form: **SfC '24 Exhibit Call for Entries-8indd.pdf** on the SfC website: societyforcalligraphy.org. (There is a link at the bottom of the page.)

If you have any questions regarding your catalog submission, please contact Mina Taylor at gracetogrow@yahoo.com.

SfC's 50th Anniversary Mosaic Panel

Your participation is requested to build a **50th Anniversary Mosaic Panel** made of individual paper tiles for display. Participation is open to all SfC members.

The theme is "50". Write the number 50 in any creative way that inspires you. Examples: 50, Fifty, L, etc. We are asking that your artwork be on a 5" x 5" piece of paper of your choice. You can decorate your tile in any way that you would like. Use your favorite tools, inks, calligraphy hand, etc. We request two-dimensional artwork only.

The plan is for the Mosaic Panel to be displayed at the upcoming SfC Annual General Meeting to be held at Descanso Gardens. After the meeting, it will be displayed in the Society for Calligraphy's Exhibit at the Sam and Alfreda Maloof Foundation for Arts and Crafts in October 2024. We hope to have everyone's participation on this 50th Anniversary Mosaic Panel.

Completed art tiles need to be received by May 1, 2024.

Submissions will be limited to three tiles per artist. Send original artwork to Barbara Close or Caroline Arakaki. Addresses are in the SfC Membership Directory.

Requirements:

Paper size: 5" x 5".

Paper type: your choice.

Two-dimensional artwork only.

Your choice of design, inks, paints, tools, etc.

Limit of three tiles per artist.

Put your name on the back of your artwork.

Tiles need to be received by May 1, 2024.

Be inspired. Send your original artwork pieces to Barbara or Caroline.

From Linda Schneider's "Spread A Little Kindness" Program



I want to encourage calligraphers to carry a Bistro chalk marker in their purse or pocket. It wipes off easily with a Kleenex or finger, so it's easy to fix mistakes. I write on glass windows, plexiglass and mirrors, inside businesses, stores and friends' homes almost every week as acts of kindness (with permission). This photo is from inside our hospital's imaging lab, and the staff loves it and tells me how many times the words have lifted people up. Calligraphers have kindness at the end of their finger tips. - Linda Schneider

*From "Spread A
Little Kindness" Program*



Linda's demonstration using flowers along with a name.



Using markers as watercolor: The background can be done by laying down a few marks, then spraying or adding water to let it spread. Then let it dry and go back and add words, designs or flowers, etc.

*From "Spread A
Little Kindness" Program*



Shelby Barrentine



Vicki Hall



Vicki Hall



Shelby Barrentine



Shelby Barrentine

*From "Spread A
Little Kindness" Program*



Flower Samples by Linda Schneider

Jane Shibata's Legende Class at Letters CA Style Conference

Late in 2022, I saw a greeting with lettering that reminded me of Persian calligraphy and I remembered I had taken a class eons ago that had included a short lesson on Legende. The following week, I asked Barbara Class during her Wednesday morning class if she had an exemplar for Legende. She did not have one. But then Letters 2023 rolled around and I was able to attend for the very first time thanks to a scholarship from the Letters Board, and lo and behold on the billboard for Letters 2024 was listed a class taught by Jane Shibata that included Legende! I love it when things click into place!

I immediately wrote my deposit check and put it in the box for the following year. Then I heard there were not going to be enough classrooms due to water damage from leaks and Jane's class was cancelled. Great sadness. Luckily, Kellogg West was able to do some shuffling of classrooms and Jane's class was back on. Then I heard the OSfC scholarship for Letters 2023 was still up for grabs. I waited till the last possible day to apply in case someone else wanted the scholarship, and I got it! It was meant to be!

There were five of us in Jane's class, so it was the perfect size for lots of individual attention. Jane gave us a sheaf of handouts of the typefaces Legende, Ondine and Noris and copies of the hand-lettered versions of both majuscules and minuscules of each. Jane very patiently took us through the ductus for each of the handouts, let us have time to practice each of them, and then we were to pick which hand we wanted to focus on. It was unanimous—we all picked Legende!

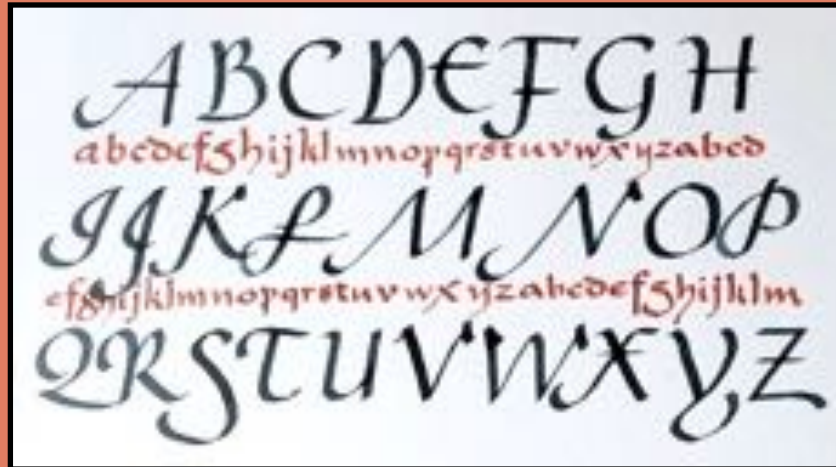
Jane spent time with each of us individually and also walked us through sewing our practice sheets into a book structure if we so desired (she had brought needles and thread for our use). Jane had lots of amusing stories and anecdotes for us, and one of the students in the class next door commented to me at dinner that it sounded like we were having a fun time judging by the laughter she heard.

Our classroom was in the corner of the Hillside building, so everybody had a window seat. We taped our practice sheets and finished pieces on the windows behind our desks in time for the walk-through on Sunday. Several people commented on the fact that we had used plates off the snack table for finished pieces, which we all loved writing on because they looked like little frames and took the ink really well—no bleeding or feathering. I think we all went back and snatched more plates!

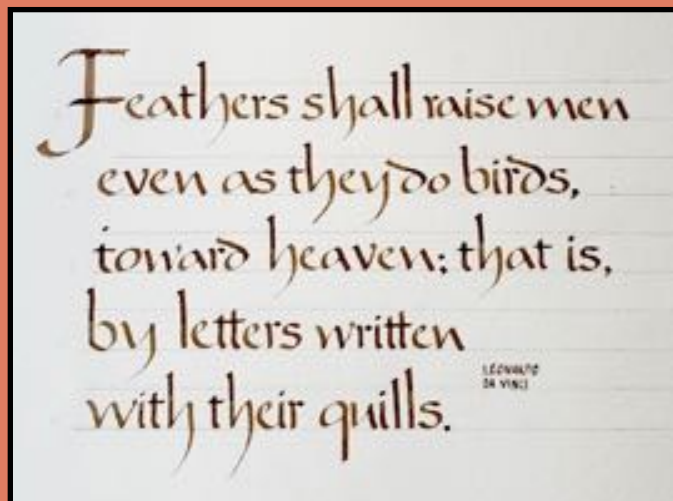
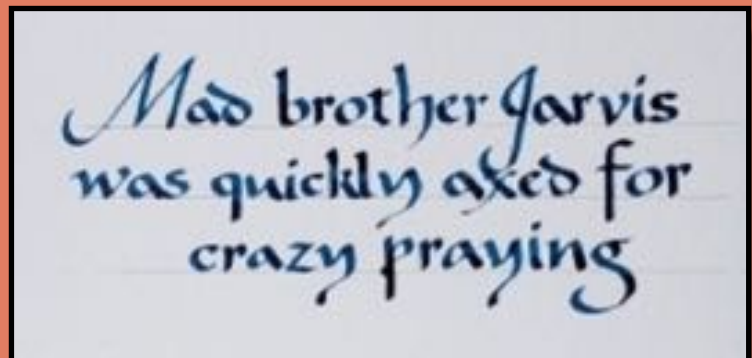
Jane is a knowledgeable and very patient teacher, and I would recommend anyone to take classes from her if they have the opportunity.

- Anna Biggs

*From Jane Shibata's
Legende Class*



Samples of work
done in class
by Anna Biggs.






PARTICIPANTS' EXHIBIT



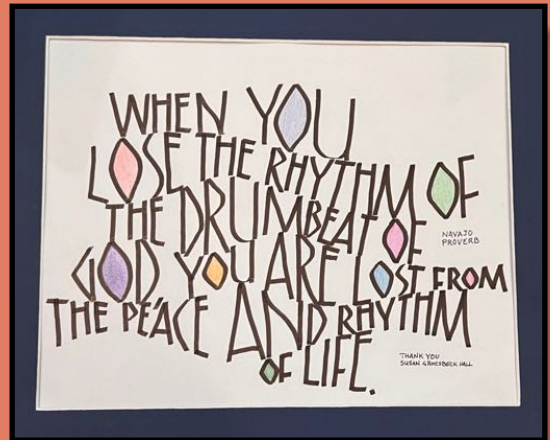
Jenny Allen



C.C. Sadler



Anne Bystrom



Anna Biggs



Lily Stevenson



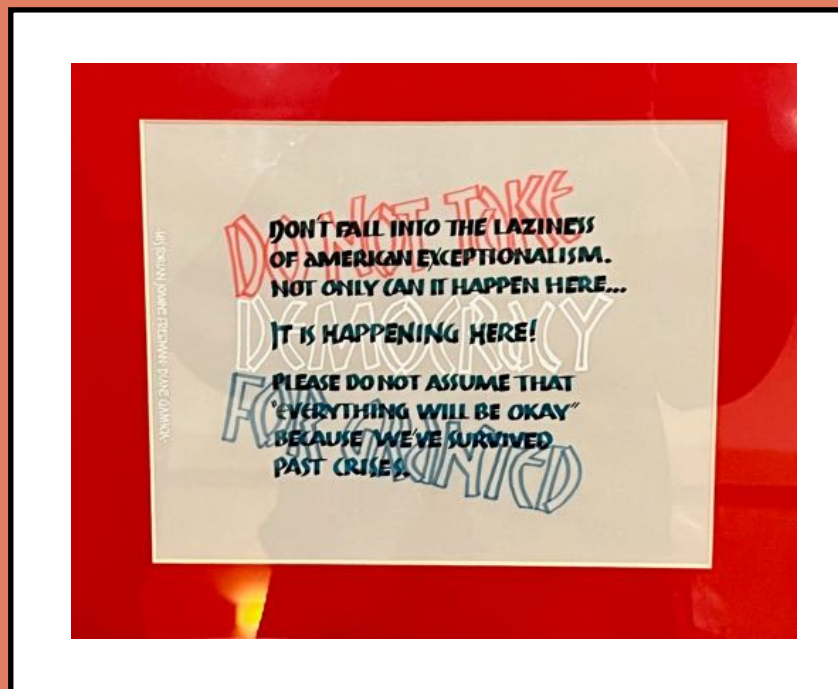
Charlie Steel



PARTICIPANTS' EXHIBIT



Anna Biggs



Diane Gamboa



FACULTY EXHIBIT



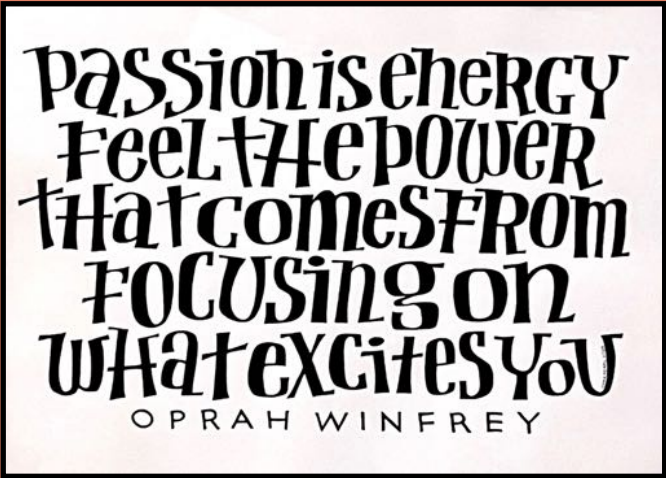
Barbara Close



Cherryl Moote



Randall Hasson

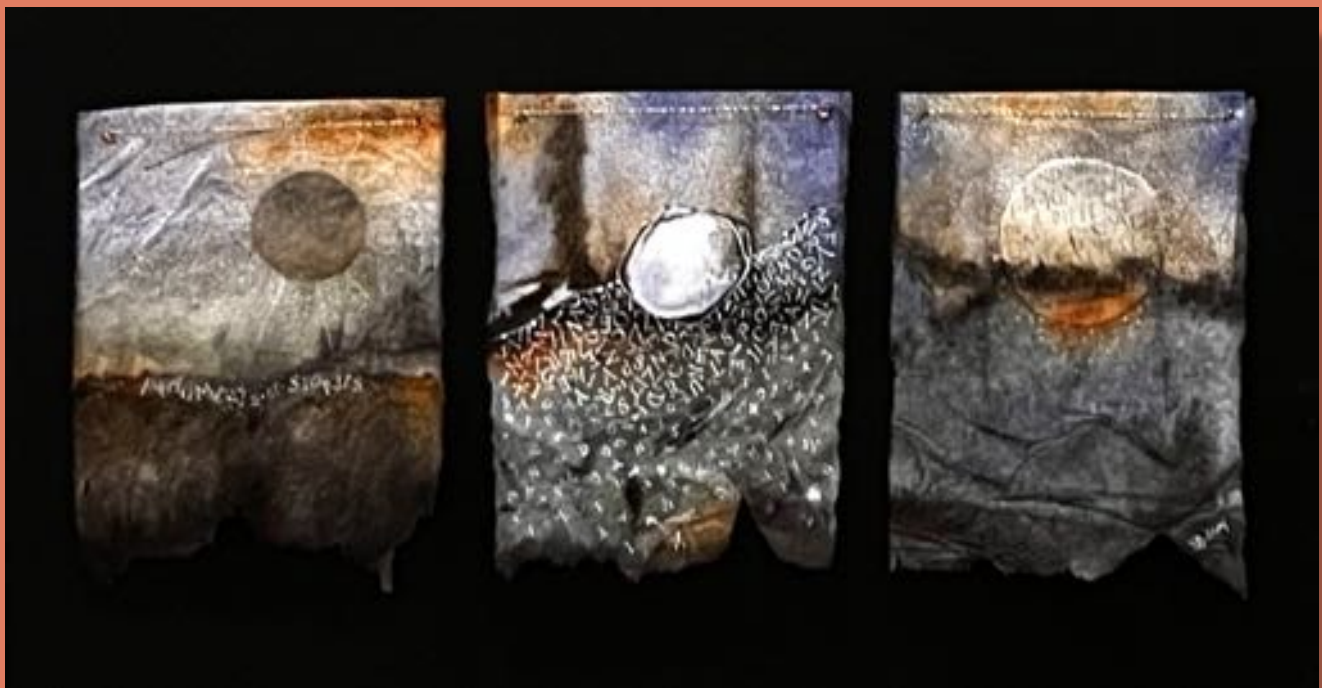


Cora Pearl



FACULTY
EXHIBIT

Victor Kams



Suzie Beringer

*From Violet Smythe's Zoom Class,
"Blooming Envelopes"*



*Anne
Bystrom*

*From a Workshop with
Shreya Vermas from India*



Martha Reich

Mini Book Mania

with Sally Penley on Zoom (class will be recorded)



Saturday, April 13, 2024 10:00 – 1:00 PDT

Cost: \$65

Description: In this 3-hour workshop, you will learn to create (and fall in love with) four charming little book structures, from a tiny folded book and mini concertina structure to a hard-cover perfect-bound book that fits in the palm of your hand. One of the books is even jewelry-worthy! These miniature books will pull at your heart strings.

Class will be limited to 20. No art experience necessary.

How it will work on Zoom: Two weeks before class, Sally will mail a kit with all the makings for the four books and a supply list (mentioned below). Just before class, you will receive an email with the bookmaking instructions and a Zoom link to enter the class.

Note: Participants outside the U.S. will be asked to pay for postage on the kit mailing.

Supplies: You will supply the following:

- Scissors and craft knife with #11 blade
- Metal ruler and small cutting board
- Bone folder
- Double-stick tape (recommend Sookwang 1/2" tape on Amazon)
- Glue stick and/or PVA glue
- Optional: 1/2" or 3/4" decorative Washi tape
- Old catalog or phone book for gluing base

All other project materials will be provided in the kit mailing.



To register: Go to sallypenley.com to pay securely online, or mail a check to: Sally Penley, P.O. Box 7367, Olympia WA 98507. Sally will send you a registration confirmation.

Questions? Contact Sally at sallypen@me.com

*From
Yukimi Annand*

All is
connected
no one thing
can change
by itself

Paul Hawken

