

SEPTEMBER 2023, ISSUE 1

The Inland Inkspot

Inland Empire Society for Calligraphy Quarterly Newsletter



Inland Empire Board Members

President:

Kristi Darwick

Treasurer:

Caroline Arakaki

Secretary:

Syeda Ullah

Workshop Coordinator:

Alessandra Kawakubo

Member At Large:

Cindy Jones Lantier

Newsletter Editor:

Cindy Jones Lantier

From the President's Desk

I hope you're as thrilled as I am to have both a gorgeous new logo (thank you, Peter Greco!) AND this new issue of our newsletter (thank you, Cindy Jones Lantier!) We so appreciate those who have stepped up to volunteer.

Alessandra is busy scheduling more programs and workshops for your participation. Unfortunately, we've had a bit of bad luck with several workshops. They were impacted by instructor illness or illness in the instructor's family. We commiserate with those instructors and we look forward to a successful reschedule, plus new offerings on our schedule.

With the most recent postponement, Alessandra scrambled and scheduled a last-minute meetup/playday. A small group enjoyed some interactive demos, plus we had a fantastic time experimenting with supplies and tools from a John Neal Bookseller Try-and-Buy box. That chock-full box could have kept us enthralled for an entire afternoon. Alessandra is hoping to schedule another meetup with more notice.

We want to thank all who voted in our recent board election. Some even volunteered. Unfortunately, this was modeled on a previous ballot that didn't include names, so we have no idea who volunteered :P . So, you'll probably see a future survey from us, complete with a space to enter your name!

Please remember that 2024 is the Society for Calligraphy's **50th anniversary!** SfC was the first calligraphy guild in the U.S.! A group is meeting to brainstorm ideas for a year-long celebration and with our SfC-wide **exhibit**, the planned activities will continue into 2025! If you'd like to be part of this, please let me know. And, please be thinking about a piece you'll create for the exhibit. The in-person exhibit will be easier for those who are local, but we expect to have a virtual exhibit to complement this—we want to see the work of our non-local members!

Happy autumn to those in this hemisphere and happy spring to our members who are entering that season. Aren't we fortunate to be able to meet others from around the world, even if it's through our Zoom screen!

Kristi

In the Spotlight: Margaret Burgess



Margaret Burgess

Tell us a little about yourself. What do you do in life (work, hobbies, family)?

I am single and only child and on the wrong side of 60. In my past life I have worked in a finance department, a payment office and in Facilities Management. Hobbies have included painting, drawing, quilting, embroidery, and calligraphy. I live in a suburb of Melbourne and have done for over 50 years. Currently I enjoy spending a lot of time on calligraphy, family history and other retirement pursuits.

How did you get into calligraphy?

I was first introduced to Italic script in Junior school; I was about 8 years old. A new teacher came to the school and introduced us to the Osmiroid Pen and Quink Ink. I loved it. For many years I wrote with an ink pen until in senior school it became too slow. However, I continued to use the pen and ink in personal things and if I was doing a special project out would come the pen and ink. I didn't

know how to move on from the basics and for a long period of time calligraphy just sat in the background.

When I came to Australia, I was able to find an ongoing calligraphic class at the local TAFE and for a few years learnt calligraphy there. Then the teacher Nicoll Heaslip introduced me to The Calligraphy Society of Victoria and from there I have branched into overseas conferences and online workshops.

What made you get involved with Society for Calligraphy and the IE/PV chapter, specifically?

During COVID I looked for something to do. Thankfully Calligraphy was being offered online. My continue love of online workshops grew. The Society of Calligraphy offered some on-going classes starting with Basic Romans. This has kept me coming back to the society for the opportunity to join in a monthly workshop/get together to increase knowledge and share information. To keep me focused and to have some ongoing project to get my teeth into.

What is your favorite hand and why?

I love Italic. But it is the most difficult for me as it is the basis of my day-to-day handwriting.

Are there certain calligraphers who influence or inspire you – and who are they?

Here, in Australia there has been Janine Mitchell, Gyounghee Lee, Deirdre Hassed, Gemma Black, Gaye Godfrey Nicholls, Olive Bull, Nicoll Heaslip (now Peschek), Lynne Muir, Margaret Schmidt. Through Summer School in Winter a conference run by the Calligraphy Society of Victoria for many years (currently suspended) I was lucky enough to be able to experience the teachings of many wonderful calligraphers, Yves Leterme,



Artwork by Margaret Burgess



Artwork by Margaret Burgess

Massimo, Timothy Noad, Peter Gilderdale, Michael Clark, Karl Rohrs, Amity Parks, Denis Larch, Thomas Ingmire, Elmo van Slingerland, Denis Brown and so many more. I have attended the CLAS Festival in the UK in 2000, 2005, 2010, 2015 and hope to do so again next year 2024. During my online experiences I have come to know Carol Dubosch, Julie Wildman, Mike Gold, Heather Held, Brody Neuenschwander, Jurgen Vercamst, Andrea Wunderlich; I am sure I am missing some of the wonderful people I have been privileged to watch and learn with. I think In Australia Janine Mitchell inspired me to keep going with calligraphy. The last two years with Brody Neuenschwander have been amazing.

What are you currently studying or working on?

Currently I am still following along on my quest to get to know Romans more intimately whilst at the same time trying to improve my experience with colour and gouache and to complete finished pieces. Zoom allows me to join workshops watch when I can or look at the video and learn something new all the time.

What have been some of your challenges in calligraphy? How did you overcome them?

My biggest challenge is to slow down. Not an easy task. A challenge I take on each time I pick up a pen. I would love to be able to conquer the Italic script. I believe I need to slow down and concentrate on one thing instead of moving from one thing to another again not an easy ask.

Is there a favorite resource and/or calligraphy tool that you'd really love to share with everyone?

I think that the pilot parallel pen is a quick and dirty way of getting into calligraphy especially the 3mm upwards. No ink flow problems.

Any tips for beginners?

Find a good in person teacher. Someone willing to put themselves out to give you the best information and resources.

What inspires you artistically?

Lots and lots of things. Nature, Art Galleries, other people's work.


What are the most rewarding parts of calligraphy for you?

Calligraphy is something that you can do at any age with relatively low cost you can take a pencil and paper and draw letters anywhere. Calligraphy allows you to find a stillness in the mind and to improve your hand/eye coordination. You get to meet a very caring group of people willing to share their knowledge and love of the craft.

Outside of calligraphy, what other hobbies or interests do you have?

I love to read, listen to audio books, quilt and take photographs.

Artwork by Margaret Burgess



Recent Events

Family Day at Sunnylands Center & Gardens, Rancho Mirage -- February 12, 2023



The Society for Calligraphy supported Family Day at Sunnylands Center & Gardens, in Rancho Mirage. There were many families and young ones in attendance! Lots of kids wanting to get their names done both at the table hosted by David Mark and Kristi Darwick for a hands-on experience and demo on the art of beautiful letters. The bookmark table with Mina Choksi and Caroline Arakaki was kept busy by the kids and adults, too, who were anxious to get their names written! Both teams were busy with requests all day!

While there, we saw formal table cards for past guests from Presidents and other dignitaries. Walter and Leonore Annenberg hosted seven past presidents in desert home. A number of formal table settings were on display as well as their formal table settings and serving china.

A treasure amid our local desert community!



Sam and Alfreda Maloof Foundation, Alta Loma -- June 17, 2023



On a bright sunny Saturday in June, the first calligraphy workshop was held at the Sam and Alfreda Maloof Foundation in Alta Loma. The four hour workshop was taught by Dave Mark with assistance from Caroline Arakaki.

The workshop covered Sam's style of calligraphy. The students used a DIY (Do It Yourself) pen from Kuretake. Dave provided 6 colors of ink for students to choose. Caroline helped fill the students' pen with their favorite color of ink. Each student received a nameplate, instructions, guideline sheets, writing paper and a heavy cardstock to cushion their writing.



The workshop was held outdoors. In the morning session, the students learned how to use the pen and the fundamental strokes. In the afternoon, students learned how to write the letters, words and phrases.

Everyone had a great experience at the workshop.

The Sam and Alfreda Maloof Art and Crafts Museum, Alta Loma, CA, will be the location for the Society for Calligraphy Exhibit, October 2024 through February 2025, in honor of the Society's upcoming 50th Anniversary. More details will be provided in the months ahead. The exhibit will be open to all members of the SfC.

We look forward to having your work on display!

-- David Mark



Watercolor, Salt and Bleedproof White with Mina Taylor, Online June 24 & June 25, 2023



Screenshot from Mina Taylor's Zoom class




What I enjoyed about Mina's class on using watercolors, salt, and Bleed Proof White is how she had us set up three substrates which we worked on concurrently. The first two were smaller in size than the third (final) one, so they were like our practice sheets. By the time I worked on the third sheet, I was more relaxed and confident.

Although I have used salt in watercolors, adding the Bleed Proof White was new to me. I very much liked my final result and will look forward to trying different colors. Thank you, Mina.

For my piece I used Ultramarine Blue, Alizarin Crimson, Payne's Gray, Morton's iodized salt, on Canson 140 lb WC paper.

-- Stephanie Chao

Stephanie Chao's piece from Mina Taylor's class



Left: Margaret Burgess palette for Mina's class

Below: Artwork by Margaret Burgess



In the Spotlight: Amber Macbain Stumpf



Amber Macbain Stumpf

Tell us a little about yourself. What do you do in life (work, hobbies, family)?

I live in the Lake Arrowhead area of Southern California. Since Covid we are happy to share our home with my daughter, husband and new grandchild. In the last few years I have begun to do calligraphy for hire from my home studio.

How did you get into calligraphy?

I discovered calligraphy back in the 1980's when I was a teen. A friend's family had an illuminated family bible that they allowed me to pore over. I copied the fancy letters onto paper with a pencil and became obsessed with them, writing and practicing them over and over. Eventually someone took pity on me and gifted me a broad edge calligraphy pen.

What made you get involved with Society for Calligraphy and the IE/PV chapter, specifically?

In 2021 I made my first trip to IAMPETH's yearly conference.

While there I discovered there was a local SoCal group. I was thrilled to join my local chapter of Society for Calligraphy soon after I returned home!

What is your favorite hand and why?

I love copperplate and pointed pen right now. I love the delicate fine lines.

Are there certain calligraphers who influence or inspire you – and who are they?

So many calligraphers inspire me. The Huntington Library has always been a huge inspiration to me and I have spent a lot of time studying the handwritten manuscripts on display there. Heather Held has to be my favorite right now. Her delicate work is so beautiful and she is an amazing teacher.

What are you currently studying or working on?

I have recently begun studying Spencerian. I have always admired the delicate airiness of Spencerian handwriting but until recently have not taken the time to learn or practice.

Any tips for beginners?

My tips for beginners would be that anyone can do calligraphy, it just takes practice. If you like to doodle on paper, just practice basic strokes instead. Remember calligraphy is beautiful writing. If you like the lines you produce then it's beautiful to you and probably to others too-don't focus too much on perfection.

What inspires you artistically?

I am inspired by the beauty of nature, architecture, and I can't resist a gorgeous color palette. Great shoes, black



Calligraphy on Lemons by Amber Macbain Stumpf


and white photos, TV...pretty much any surprising little thing can inspire me with artistic awe.

What are the most rewarding parts of calligraphy for you?

When I gift someone my work or create something for a wedding or a job and the receiver is clearly moved by the effort of my hand, it is incredibly rewarding and just plain nice. For myself, I get a great deal of peace from my own daily practice as it calms me.

Outside of calligraphy, what other hobbies or interests do you have?

I love watercolor painting, floral sketching and visiting museums and quirky coffee shops. I love having tea with my grown daughters and playtime with my grandchild.



Artwork by Amber Macbain Stumpf

Letter From the Editor

Hi! My name is Cindy Jones Lantier and I'm the new newsletter editor. I want to thank Kristi and the board for giving me this opportunity. I've wanted a way to be of service to the Society for Calligraphy since I first got involved a couple of years ago. I have enjoyed taking classes and meeting new people who share my love of lettering and creativity and I wanted to give back..

My apologies for all the information left out of this newsletter! Because we haven't had a regular newsletter for some time, a lot of events have fallen through the cracks. I have included as many photographs of events that happened in 2023 as I could. I hope that future newsletters will be more reflective of the events our chapter hosts -- but to accomplish that, I'm going to need your help. Please feel free to send short write-ups of your class experiences and pictures of your associated creations to me at newsletter.iesfc@gmail.com. I'll feature as many of them as I can in upcoming newsletters.

Special thanks to David Mark, Caronline Arakaki, Alessandra Kawakubo, Kristi Darwick, and everyone else who contributed write-ups and pictures.

For now, we'll be publishing the newsletter quarterly, in March, June, September, and December. I hope you enjoy it. And remember that the newsletter can't happen without your contributions.

Blessings,
Cindy Jones Lantier

Gelli Printing with Printers' Ink, San Dimas -- August 19, 2023



Kristi Darwick demonstrating gelli printing techniques.

Members of the Inland Empire SfC met in San Dimas to learn about gelli printing from Kristi Darwick. Using a three-inch round gelli plate, participants made prints perfect for the front of greeting cards.

This was our first in-person event since Covid, so we were happy to get together. We're looking forward to more events in the future!



Kristi's various samples.



Gelli prints by Alessandra Kawakubo



Gelli prints by Nina Tran



From left to right:
Caroline Arakaki, JoAnn Nakamura



From left to right:
Brenda Hamlett, Mina Choksi, Dorothy
Wilson, and Nina Tran in the background



At table in forefront:
Bill Buss, Susan Bauguess



Mina Taylor created the background in our *Gelli Printing with Printers' Inks* session; then in Photoshop, she overlaid it with a photo taken during the class—Mina Choksi, Nina Tran, and Mina Taylor: Mina-Nina-Mina.

Tiny Treasures with Barbara Close, Online -- August 20, 2023

We had several pictures and many kind words about the workshop. Now that I've seen what everyone created, I wish I'd have taken it. All of the work submitted was just beautiful!

From Susan Mentis:




Cover




First Spread

Thank you so much for hosting a pleasant afternoon with Barbara even in the midst of torrential rain and earthquakes in Southern California! I have to admit this was the second session with her this summer. I started my Tiny Treasures booklet with OCSFC in June and had the opportunity to finally complete the project with calligraphy. It will be a valuable cache of ideas. -- Susan



Second Spread

More from Susan Mentis:



Third Spread



Fourth Spread


About Susan's booklet:

- Paste Paper Cover with band closure (4 1/2 w x 5 3/4 h)
- Pages are Royal Langnickel Watercolor 119 lb. 190g/m2. For a cellulose 'quality' paper it was suitable for folding and experimenting with as it had a cold press type texture. I believe Barbara recommended 90 lb cold press Arches. It would be interesting to have feedback from other participants on the paper they used and results.
- I employed watercolour, *Ecoline Ink*, *Sakura Glaze* and *Metallic gelly roll pens*, *Schmincke Bronze powder*, *Blackwing* and *Prismacolor pencils*.
- Barbara was animated and organized in sharing a wealth of techniques wrapped up in a little notebook for future reference.



Fifth Spread

Tiny Treasures From Sonia Meyers:



Above: Front and Back Covers, Flat
Left: Cover with Band Closure



Page 1



Pages 2-3



Pages 4-5



Pages 6-7


More From Sonia Meyers:



Pages 8-9



Pages 10-11



Page 12


Looking for Contributors!

We're looking for contributors who have recently attended an IE workshop to do a write up for future issues. A short recap of the class and what you learned along with a couple photos is what we're looking for. Also, if you are an expert on teaching a calligraphy-related project, useful software/app that others could learn from, we'd love to hear from you! If you're interested in contributing, please contact Cindy Jones Lantier at newsletter.iesfc@gmail.com.

Contact Us!

If you have any questions, suggestions, comments, ideas or would like to be featured in future issues of the newsletter, please reach out to Cindy Jones Lantier at newsletter.iesfc@gmail.com.


Tiny Treasures from Greta Baack:






happy birthday!



happy birtiday!



happy birthday!



I made all my Tiny Treasures into cards - there are so many birthdays in August and September! I worked on Canson mixed media paper, and next time I will definitely use watercolor paper. -- Greta

More from Greta Baack:



Upcoming Events

Card-Making with Marjorie Grace-Sayers

October 28, 9:00 AM-12:00 AM - Online Program

This is a free outreach program. We'll make booklets and cards.

The Guilded, Painted Letter and More with Rosemary Buczek

January 6, 13, 20, 27 8:00 AM-10:00 AM - Online - Rescheduled workshop

We will look at the classic Versal letter, a letter so adaptable as to allow all sorts of decorative elements. We will focus on the use of 23K gold, drawing the versal letter and looking at the elements of the letter that make it so bold and unique. Then we will paint the letter in watercolor, paint its background, perhaps a diaper pattern or a damascene pattern, one of Rosemary's favorites. Then we will go beyond the letter and work on a simple vine to tie it all together.



Relay 4 Life at CSUSB -- August 26, 2023

In the dog days of summer, the Warriors of Society for Calligraphy supported the American Cancer Society Relay 4 Life with their smiles, calligraphy tools, and bookmarks!

Dave Mark taught interested participants about calligraphy with brush markers. They were awed by his beautiful letters and ability to demonstrate right side up for the view of the student! They all left with smiles!

The bookmark table had the beautiful pen hands of Amber Macbain Stumpf and Nina Tran! This table was visited by cancer survivors, their team members, and children. How lucky were they all to have bookmarks made by our talented members!

We saw a creative parade. There were participants with funny hats, make-up, and costumes. To top it off there were several decorated card box cars! We even got to vote! There were Storm Troopers in costume. They had to be HOT!!! We tried several food trucks. There was a line-dancing class. This was a supportive event for cancer survivors and families, and those now fighting cancer. Saturday was a Day of Goodwill to support this valuable fundraiser. Consider volunteering next time! I was told the "luminaria procession was the evening's highlight."

I would like to give a BIG THANK YOU to Amber, Dave, and Nina for sharing their day and calligraphy talent on behalf of the SfC membership! Please join us next time for a fun afternoon of bookmaking and camaraderie for a good cause!

-- Caroline Arakaki



From left to right:
Caroline Arakaki, Amber Macbain Stumpf, David Mark, Nina Tran

David Mark showing a Relay 4 Life volunteer brush calligraphy.





From left to right:
Amber Macbain Stumpf
and David Mark at the
calligraphy tent at Relay
4 Life.



From left to right:
David Mark, Nina
Tran, and a volunteer
learning brush
calligraphy.